









Aries Systems Corporation

50 High Street, Suite 21 North Andover, MA 01845 USA

PH +1 978.975.7570

Editorial Manager®/ProduXion Manager® Release Notification 24.08 (August 2024)

 Editor Selection Enhancement on page 2	Three pages—Assign Editor, Block Editor, and Add Participants to Discussion—are enhanced to display a search tool by default above the Editor list.
 Editor Grid Enhancements on page 3	The grid that displays a list of Editors on several pages is enhanced with the addition of an Editor Description column and shaded alternate rows to improve readability.
 EM Ingest Enhancement for Supplemental Submission Item Types on page 4	The EM Ingest Service has been enhanced to import submission item metadata fields for item types in the Supplemental family that are configured to be submitted as URI resources.
 Inclusionary Data Collection Reporting on page 5	Publishers can request gender identity, race, and ethnicity information when a user logs into Editorial Manager. For publishers using the standardized option for inclusionary data collection, this enhancement introduces the ability to run reports on the anonymized data from within EM'.
 Email Bounce Notification Enhancement on page 8	Automatic responses from a recipient's email client (such as an out-of-office message) are classified as bounced emails by the service used for sending EM/PM system emails. Bounce notifications to the originator of the system email will now include the raw automatic-response text from the recipient's email client.
 Web Cookies Banner Enhancement on page 9	This enhancement rolls out a banner that asks a user to consent to the use of certain web cookies by Editorial Manager and' ProduXion Manager.
	Information on current integrations: Manuscript analysis services Repositories

CONFIDENTIAL AND PROPRIETARY

Copyright © 2024, Aries Systems Corporation

This document is the confidential and proprietary information of Aries Systems Corporation, and may not be disseminated or copied without the express written permission of Aries Systems Corporation. The information contained in this document is tentative, and is provided solely for planning purposes of the recipient. The features described for this software release are likely to change before the release design and content are finalized. Aries Systems Corporation assumes no liability or responsibility for decisions made by third parties based upon the contents of this document, and shall in no way be bound to performance therefore.

Editor Selection Enhancement

User role impact: EDITOR

Several actions may require a user to search for and select an Editor: to assign that Editor to handle a submission, to block that Editor from accessing a submission (e.g., if the Editor is also an Author of the submission), or to add that Editor to a discussion.

The pages in EM used to perform these actions can be displayed in two ways, depending on publication site configuration. The default option displays a list of all Editors to choose from. This enhancement adds a search tool to the pages when the default option is used. The search tool will display above the list of Editors.

Displaying both allows users to select an Editor by the method they prefer. On publication sites with many Editors, scrolling through a long list may be required to find and select candidates. The search tool provides the ability to filter the total number (by Editor name, role, etc.) into a shorter results list to make selections from.

The second configuration option, enabled by an Aries Account Coordinator, displays only the search tool on these pages. This option is not affected by the enhancement.

Detail of Assign Editor page: Editor search box appears above the list of Editors.

Assign Editor

Manuscript Number: samdev170-D-24-00014

Title: D-to-E May 21 Submission (back to author/rebuild)

The following have been identified as candidates to edit this submission. Select the one you want and send them either the default editor assignment letter or a customized letter.

One or more notification letters may be configured to be sent when an editor is assigned or invited. Choosing "Send Custom Letters" allows you to choose which letters are sent and customize those letters as appropriate. Choosing "Send Default Letters" will send the default letters as configured, bypassing the selection and customization process.

Click the Block Editors link to block access to this submission for one or more Editors.
Block Editors

Cancel Send Custom Letters Send Default Letters

Insert Special Character Cancel Value Options

(Criterion	Is/Is not	Selector	Value)
▼	Last Name	is	Begins With		▼

Add

Clear Search

Select	Editor Role	Editor Description	Editor Name	Current Assignments	# Classification Matches	Classification Matches	Available during next 20 days	Past Assignments for the last 30 days
<input type="radio"/>	Managing Editor		Fran P Forest, MD	0	0		Yes	0
<input type="radio"/>	Managing Editor		Joe Pulitzer	3	0		Yes	0
<input type="radio"/>	Managing Editor	Europe	Emily Editor	0	0		Yes	2

TO CONFIGURE:

No new configuration is required.

On publication sites using the default option described above, Editor roles with permission for assigning Editors, initiating discussions, or blocking Editors will see the enhanced pages.



Editor Grid Enhancements

User role impact: EDITOR

Grids displayed on the Assign Editor, Initiate Discussion, and the Add Participants to Discussion pages provide information about the Editors listed, including role, classification matches (between the Editor and submission), upcoming availability, and number of current assignments. These grids are enhanced with a new column to display the Editor description, if any (as entered into the Editor Description field on the Search People – Update Information page). In addition, alternate rows in the grid are shaded gray to make the list easier to read.

Detail of Assign Editor page: A new column, Editor Description, is added to the Editor grid, and alternate rows of the grid are shaded to improve readability. Similar enhancements also appear on the Initiate Discussion and Add Participants to Discussion pages.

Select	Editor Role	Editor Description ▲▼	Editor Name ▲▼
<input type="radio"/>	Managing Editor	Europe	Emily Editor ✓
<input type="radio"/>	Guest Editor		Flora Fade-Away ✓
<input type="radio"/>	Editor in Chief		E.E. Editman ✓
<input type="radio"/>	Editor for Task Manager	Board Member	Rebecca Reef ✓
<input type="radio"/>	Editor	Asia Pacific	HL Mencken ✓
<input type="radio"/>	Editor	Europe	Ed Editor, PhD ✓
<input type="radio"/>	Editor	North America	LM Alcott ✓

TO CONFIGURE:

No configuration is required. Editor roles with permission to access any of the enhanced pages will see the new grid features.

EM Ingest Enhancement for Supplemental Submission Item Types

Publications can use the EM Ingest Service to allow submission partners (e.g., independent manuscript service providers or publisher-branded portals) to send submissions to a publication's EM site on behalf of authors. These services will be referred to as MSPs in this note.

This enhancement expands the Ingest XML payload to include new submission item metadata fields when this information is collected from authors by the MSP. These metadata fields apply only to Submission Item Types in the Supplemental family configured to allow the submitting author to enter an external resource instead of uploading a file. (This option is configured on PolicyManager > Edit Submission Item Type by setting "URL/URI/External Resource Entry (in lieu of file upload)" to optional or required.)

Validations and warning messages are added to ensure that the metadata supplied for these items match the configurations of the EM publication site for Submission Item Type and Article Type.

Note: EM Ingest does not collect any submission item metadata for items that are not configured and submitted as URI resources.

TO CONFIGURE:

EM Ingest Service must be enabled by your Aries Account Coordinator.

Inclusionary Data Collection Reporting

User role impact: EDITOR

The purpose of inclusionary data collection is to gather demographic information on individuals involved in scholarly research and publishing. The [Joint Commitment for action on inclusion and diversity in publishing](#), a collective of publishers led by the Royal Society of Chemistry, has developed a standardized approach to collecting self-reported gender identity, race, and ethnicity data.

The Inclusionary Data Collection feature provides a standard three-question diversity, equity, and inclusion (DEI) survey that publishers can use to gather data when users log in to their Editorial Manager sites. Each publisher owns its own data, which are stored in a cloud database hosted by Aries.

This enhancement enables Editors with permission to run reports on the anonymized DEI data from within EM. A new Inclusionary Data Collection Report tool allows Editors to define and save reports, view results onscreen, and download report results. A link to the new report tool appears in the Report Tools section of the Reports page.

The Inclusionary Data Collection Report page enables users to define a report by selecting criteria and running the report, to use a previously saved report definition, or to run the default report to view an aggregated report of all data from their publication. Once report definitions are saved, they can be rerun, shared (made available to other users), edited, or removed.

New Inclusionary Data Collection Report tool.

Inclusionary Data Collection Report

Create a new Report Definition or choose an existing Report Definition to Run, Edit or Remove.

To refine your data, make a selection in the Criterion drop-down, select the desired value(s) and click the button Run Report with Selected Data. To run the default report with all data, click the button Run Default Report (All Data).

Once a report has been run, it can be saved and/or downloaded.

Report Definition:

[Help with Reporting and Value Options](#)

Criterion	Value
<input type="text" value="Select Criterion"/>	

[Reports](#)
[Editorial Menu](#)

The report tool is similar to other search tools in EM. The user selects a search criterion from the drop-down menu and chooses values from a multi-selector list. Additional criteria can be added. Then the user clicks Run Report with Selected Data to view the results.

- Values within each multi-selector are combined using “OR.” For example, if the user selects the values “Indigenous” and “Middle Eastern or North African” for the Ethnicity criterion, the counts returned will be for users who chose either “Indigenous” OR “Middle Eastern or North African” OR both values; the results are not limited to users who chose both “Indigenous” AND “Middle Eastern or North African.”
- Each row (criterion/value(s) pair) can be combined using the AND/OR drop-down selector.

After a report is run, results are displayed below the tool. Defined filters used for the report appear above the results table. Counts for any category are shown as “<10” when the total is fewer than 10 individuals.

Two icons appear at the top left of the results table. The Save icon can be used to save the defined report; saved reports are added to the Report Definition drop-down menu. The Download icon can be used to download a tab-delimited file to the user’s computer.

Detail of Inclusionary Data Collection page: Criterion and value selectors shown at top; results shown at bottom, including details of the defined filters (shown above the results table).

Criterion	Value		
Gender	<div style="border: 1px solid gray; padding: 2px;"> Woman Man Non-binary or gender diverse Prefer not to disclose </div>	AND	Remove
Race	<div style="border: 1px solid gray; padding: 2px;"> Indigenous Middle Eastern or North African White Self describe </div>	AND	Remove
Ethnicity	<div style="border: 1px solid gray; padding: 2px;"> Prefer not to disclose Self describe Western Europe Eastern Europe </div>		Remove
Add			

Clear Run Report with Selected Data Run Default Report (All Data)

Gender is equal to 'Woman OR Man OR Prefer not to disclose' and Race is equal to 'Indigenous OR Middle Eastern or North African' and Ethnicity is equal to 'Prefer not to disclose OR Self describe OR Western Europe OR Eastern Europe'

Publication Code	Question	Answer	Author Count	Reviewer Count	Editor Count	Publisher Count	Total
	Gender	Man	159	79	<10	<10	3%
	Race	Middle Eastern or North African					
	Gender	Woman	5121	2569	<10	<10	97%
	Race	Middle Eastern or North African					
	Ethnicity	Western Europe					



Default report (all data) sample results: When the count for any category is fewer than 10 individuals, the value is indicated as “< 10” and the exact number is not shown.

Publication Code	Question ▲▼	Answer ▲▼	Author Count ▲▼	Reviewer Count ▲▼	Editor Count ▲▼	Publisher Count ▲▼	Total ▲▼
	Ethnicity	Central America and Caribbean	1323	710	<10	<10	2%
	Ethnicity	East and Central Asia	1816	886	<10	<10	3%
	Ethnicity	Eastern Europe	3807	1986	<10	<10	6%
	Ethnicity	North Africa	6873	3428	<10	<10	10%
	Ethnicity	North America	1348	684	<10	<10	2%
	Ethnicity	Pacific / Oceania	894	441	<10	<10	1%
	Ethnicity	Prefer not to disclose	210	97	<10	<10	0%
	Ethnicity	Self describe	121	61	<10	<10	0%
	Ethnicity	South America	1067	564	<10	<10	2%
	Ethnicity	South and Southeast Asia	6673	3421	<10	<10	10%
	Ethnicity	Sub-Saharan Africa	61	36	<10	<10	0%
	Ethnicity	West Asia / Middle East	5950	3063	<10	<10	9%
	Ethnicity	Western Europe	37013	19039	20	<10	55%
	Gender	Man	33234	17103	20	<10	50%
	Gender	Non-binary or gender diverse	61	36	<10	<10	0%
	Gender	Prefer not to disclose	141	63	<10	<10	0%
	Gender	Woman	33599	17153	18	<10	50%
	Race	Asian or Pacific Islander	8956	4578	<10	<10	13%
	Race	Black	13468	6856	<10	<10	20%
	Race	Hispanic or Latino/a/x	13305	6896	10	<10	20%
	Race	Indigenous	61	36	<10	<10	0%
	Race	Middle Eastern or North African	13213	6722	<10	<10	20%
	Race	Prefer not to disclose	140	63	<10	<10	0%
	Race	Self describe	127	74	<10	<10	0%
	Race	White	17892	9204	12	<10	27%

TO CONFIGURE:

The standardized version of the Inclusionary Data Collection feature must be enabled and configured for the publication. For more information and to enable the feature, contact your Aries Account Coordinator.

Go to **RoleManager** > Editor Roles and select the applicable roles. The new permission appears in the Administrative and Reporting Functions section as a sub-permission of Produce Reports. Both permissions must be enabled.

- Run Inclusionary Data Collection Reports: Check this box to allow access to the Inclusionary Data Collection Report page from the Reports menu.





Email Bounce Notification Enhancement

User role impact: ALL ROLES

The service used for sending EM/PM system email classifies automatic responses (such as out-of-office messages) as bounced email. An automatic response does not prevent the delivery of the EM/PM email. (Unlike true “bounced” emails, these emails can be successfully delivered.)

This enhancement adds the raw automatic-response text from the recipient's email client to the notification, instead of a truncated bounce message, to the notification. This provides additional information for the originator of the EM/PM system email.

TO CONFIGURE:

No configuration is required.



Web Cookies Banner Enhancement

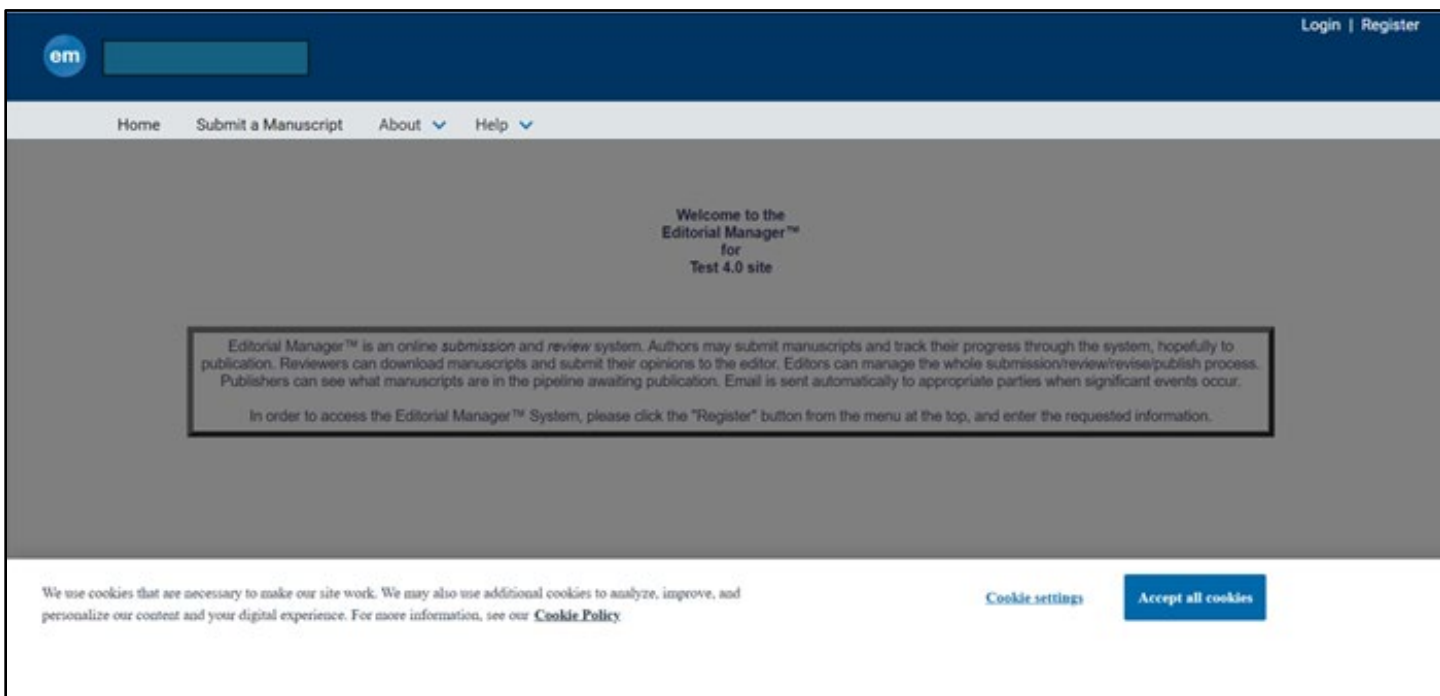
User role impact: ALL ROLES

Most EM/PM users are required to consent to the site's use of cookies to comply with the European Union's General Data Protection Regulation (GDPR). This enhancement introduces a web cookies banner that is presented to users before registering or logging in to EM/PM.

The web cookies banner will display for a user once for each device and web browser used. If the user clears their web browser cookies or there is a significant change to cookie policies, the user will be required to consent again.

Users may accept all cookies by clicking the [Accept all cookies](#) button on the cookie banner, or they may customize their choices by clicking the [Cookie settings](#) link to open the Cookie Preference Center popup window.

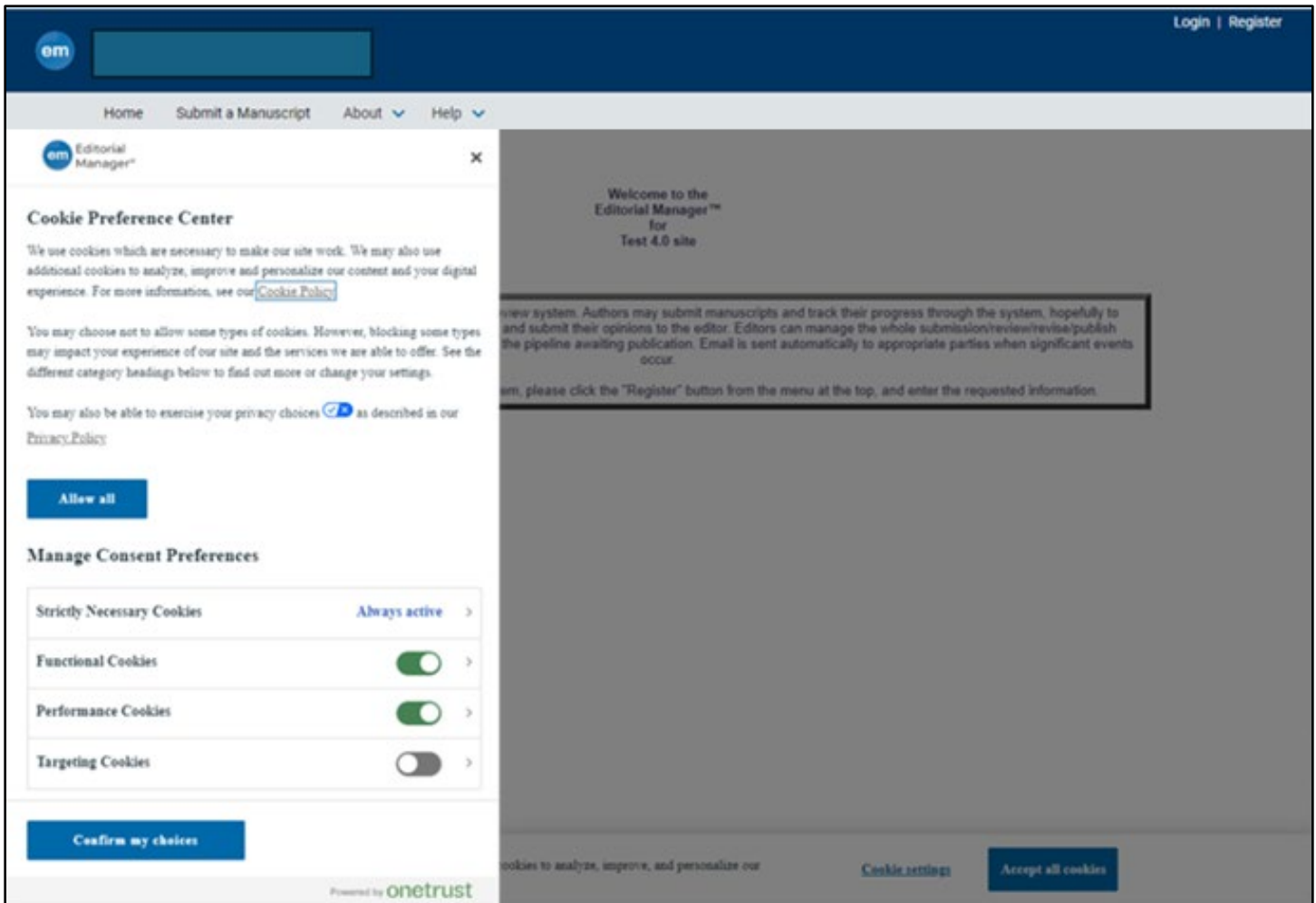
Web cookies banner displays across the foot of EM/PM sites at page load before a user logs in. Users may accept all cookies or customize their choices.



Logged-in users may change their cookie preferences by going to About > Privacy Policy > Cookie settings and confirming their choices in the Cookie Preference Center. (Names of About and Privacy Policy links may be different if the publication has customized the link labels.)

The default settings for cookie types are dependent on the country from which the user is accessing the site. Due to known issues with the banner loading slowly or failing for some users in China, the banner and Cookie Preference Center will not be presented to users in China.

The Cookie Preference Center pop-up window is displayed at the left edge of the page. Toggle switches allow users to turn optional cookies on or off. Each section—Functional Cookies, Performance Cookies, and Targeting Cookies—can be expanded for a description of the cookie type. Strictly necessary cookies cannot be turned off. An Always active link provides access to a description of these cookies.



TO CONFIGURE:

No configuration is required. The web cookies banner will be enabled soon after this release has been implemented.

